

Field Attachable Ferrules

Section 7



GENERAL INFORMATION

The field attachable ferrules listed in this section are specifically designed for use with SAE 100R1AT and SAE100R2AT hose and the field attachable ferrules listed in section five of this catalogue. Use of component combinations other than those specified may result in reduced service life or premature failure of the hose assembly. In such cases no warranty will apply.

Hydraulink field attachable ferrules are of a proprietary design, and have all been comprehensively tested within the performance parameters of the relevant hose types. To obtain maximum performance from hose assemblies, field attachable ferrules must be assembled as per Hydraulink's following assembly instructions.

All dimensions shown are nominal, and subject to change due to ongoing product development. For critical applications, please contact Hydraulink to confirm dimensions.


Hydraulink Fluid Connectors Ltd. reserves the right to discontinue, or to alter the design and specification of any product listed in this catalogue.

ASSEMBLY INSTRUCTIONS**Non-Skive Field Attachable Couplings**

Ensure hose is cut square, with minimal end “flaring”.

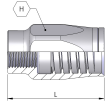
Screw ferrule body onto hose in an anti-clockwise direction until hose is 3 to 5mm clear of inside body.

Lightly lubricate the tailpiece and the female thread of the ferrule body, then screw the tailpiece into the ferrule body in a clockwise direction until the hex on the tailpiece abuts the ferrule body.

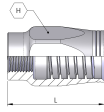


Please refer to training manual for more detailed assembly instructions.

Our product range is constantly evolving and Hydraulink reserve the right to change technical specifications without notice

FIELD ATTACHABLE FERRULE

FIELD ATTACHABLE
FERRULE
FN1
Page 7 - 4



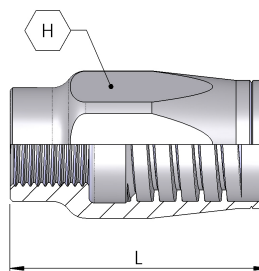
FIELD ATTACHABLE
FERRULE
FN2
Page 7 - 4

FIELD ATTACHABLE FERRULES

FIELD ATTACHABLE FERRULE

FN1

FIELD ATTACHABLE FERRULE
 NON-SKIVE FIELD ATTACHABLE FERRULE FOR G1 HOSE

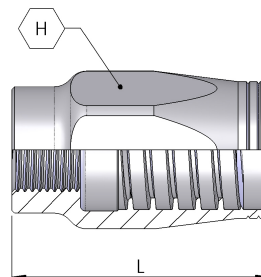


Part Number	Hose I.D (in)	Hose I.D (mm)	Dash size	L (mm)	H (mm)
FN1-04	1/4	6.5	04	38	19
FN1-06	3/8	9.5	05	45	22
FN1-08	1/2	12.7	08	49	25
FN1-10	5/8	15.9	10	50	29
FN1-12	3/4	19.0	12	59	32
FN1-16	1	25.4	16	70	42

FIELD ATTACHABLE FERRULE

FN2

FIELD ATTACHABLE FERRULE
 NON-SKIVE FIELD ATTACHABLE FERRULE FOR G2 HOSE



Part Number	Hose I.D (in)	Hose I.D (mm)	Dash size	L (mm)	H (mm)
FN2-04	1/4	6.5	04	38	19
FN2-06	3/8	9.5	05	45	22
FN2-08	1/2	12.7	08	49	25
FN2-10	5/8	15.9	10	50	29
FN2-12	3/4	19.0	12	59	32
FN2-16	1	25.4	16	70	42